

LEWISTON PUBLIC SCHOOLS FY 27 BUDGET NEWSLETTER

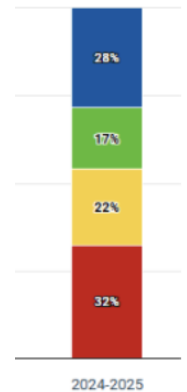
Hello Lewiston,

We wanted to share some updates with you. We have been working hard to minimize increases on property taxes in Lewiston. Recently, the School Committee approved an 8.06% increase from last year’s local funding request. But many have asked about data and in what areas are we seeing growth.

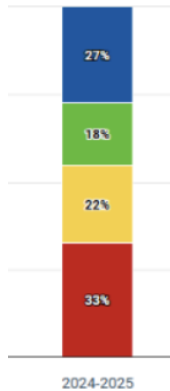
Districtwide Positive Growth

Math Growth Data

- These results represent some of the district’s **most positive academic growth movements in nearly a decade.**
- 45% of students scored above the 50th percentile...**The highest since 2016-17.**
- The top growth band reached 28%...**More than doubling the post-COVID lows.**
- Lowest **bottom band decline since 206 - 17.**



Reading Growth Data

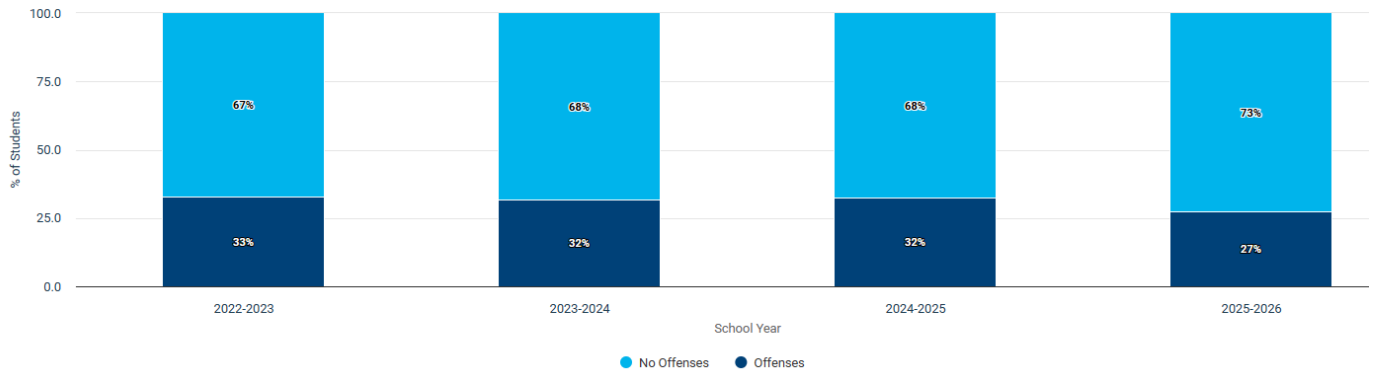


- 45% of students scored above the 50th percentile...**The highest since 2016 -17.**
- The top growth band reached 27%...**Almost twice the post-COVID low.**
- bottom band declined by 8 points since post-COVID...**The lowest since 2017-18.**

Districtwide student behavior: Incidents have decreased by more than 1,000 incidents compared to this time last year. **75% of students have no offenses at all.**

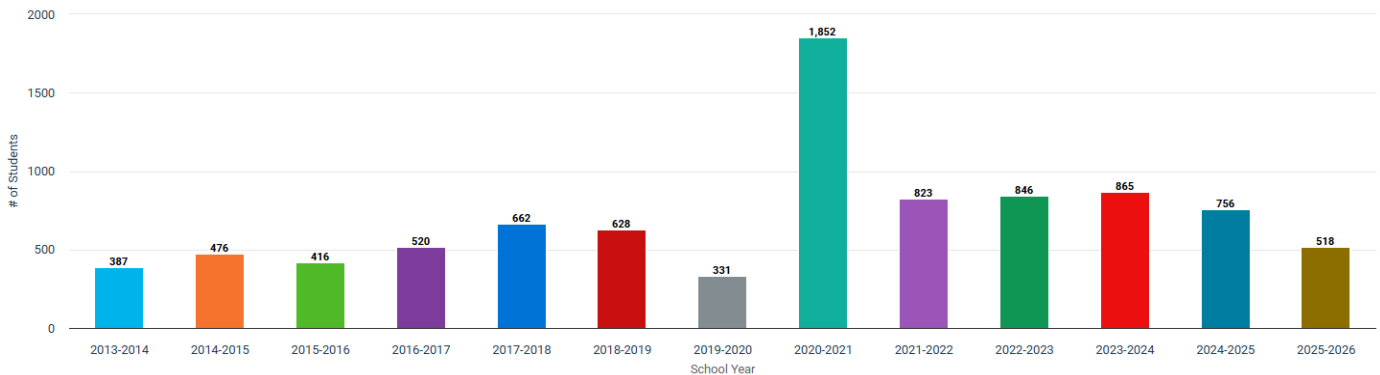
Comparison	Difference	Percent Change
2025-2026 vs. 2024-2025	1,081 fewer incidents	17.1% decrease
2025-2026 vs. 2023-2024	532 fewer incidents	9.2% decrease
2025-2026 vs. 2022-2023	1,049 fewer incidents	16.7% decrease

Comparing the percent of students with offenses YTD over the past years



Districtwide Student Truancy: Current Year-to-Date Compared with Prior Year Totals

While the current year is not yet complete and should not be directly compared to full prior-year totals, this is a promising early signal that the number of students reaching truancy levels may be lower this year.



More multilingual learners districtwide are meeting or exceeding expected English language growth targets. We anticipate **143 exiting language learners exiting** multilingual services looking at current assessment data.

English Language Proficiency growth data shows an encouraging academic bright spot for multilingual learners. In 2024-2025, **46% of students met or exceeded their growth target** established by the Maine Department of Education, up from 28% in 2021-2022.

Year	Meets or Exceeds
2021-2022	28%
2022-2023	35%
2023-2024	44%
2024-2025	46%

Pre-K - 8 School-Level Attendance Bright Spots

While districtwide average daily attendance remains an area of continued focus, most schools are showing promising school-level improvement in attendance-related indicators, including higher attendance rates, more students with no absence issues, and fewer students identified as chronically absent.

Summary:

School	Bright Spot	Supporting Data	Key Takeaway
Connors Elementary	Attendance has nearly returned to pre-pandemic levels, and chronic absenteeism has decreased.	Attendance improved from 84% in 2020-2021 to 93% as of April 27, 2025-2026 . Chronic absenteeism decreased from 28% in 2022-2023 to 20% in 2025-2026 .	Connors is within 1 percentage point of its pre-pandemic attendance level, and fewer students are reaching the highest attendance-risk category.
Farwell Elementary	Fewer students are chronically absent, and more students have no absence issues.	Students with no absence issues increased from 40% in 2022-2023 to 53% in 2025-2026 . Chronic absenteeism decreased from 29% to 16% .	This is one of the strongest school-level improvements, showing both an increase in consistent attendance and a decrease in serious attendance concerns.
Geiger Elementary	More students have no absence issues, and attendance remains close to pre-pandemic levels.	Attendance is 94% as of April 27, 2025-2026 , within 1 percentage point of the pre-pandemic level of 95% . Students with no absence issues increased from 46% to 56% .	More students are attending consistently, and the school has sustained strong overall attendance.
McMahon Elementary	Attendance has recovered from the post-pandemic low, and chronic absenteeism has decreased.	Attendance increased from 88% in 2021-2022 to 93% as of April 27, 2025-2026 . Chronic absenteeism decreased from 24% in 2022-2023 to 16% in 2025-2026 .	McMahon is showing improvement in both overall attendance and the percentage of students reaching the highest attendance-risk level.
Montello Elementary	More students have no absence issues, and average attendance has improved.	Attendance increased from 90% in 2021-2022 to 93% as of April 27, 2025-2026 . Students with no absence issues increased from 40% to 50% .	Montello is showing steady attendance recovery and an increase in students attending consistently.
Lewiston Middle School	Attendance has recovered substantially from the post-pandemic low.	Attendance increased from 85% in 2020-2021 to 92% as of April 27, 2025-2026 , placing LMS within 1 percentage point of its pre-pandemic level of 93% . Chronic absenteeism decreased from 34% in 2022-2023 to 27% in 2025-2026 .	This provides an important secondary-level example of attendance recovery and reduced chronic absenteeism.

Attendance is improving, academics are improving, multilingual students are gaining proficiency and exiting out of services, behaviors are improving, and a high percentage of students are doing exactly what they should be doing each day as shown by growth measures. We want to continue this growth. We believe growth compounds on itself.

Voters wishing to cast an absentee ballot may do so in person at the City Clerk's Office, 2nd Floor of City Hall, on Wednesday, May 6, 2026, and Thursday, May 7, 2026.

Referendum is May 12, 2026.

Please vote on our school budget!

